

Product Change Notice (PCN)

Date: **03/22/2024**

PCN Number: **PCN-0450722R-01**

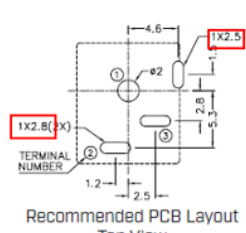
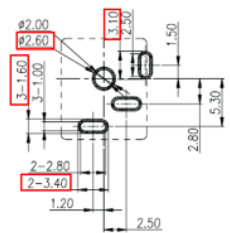
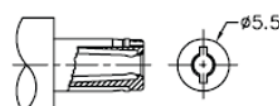
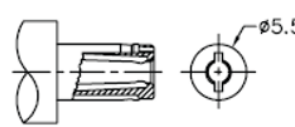
To Our Customers:

We appreciate your use of our products. Our commitment in maintaining and improving processes is demonstrated by plans to enhance our product quality, reliability, and manufacturability. The purpose of this notice is to inform you of a product change.

Product(s) Affected: **PJ-090BH**

Reason(s) for Change: **Manufacturing Improvement processes**

Description of Change: **Product re-engineered for improved manufacturability and production yield. See image below for product changes. Cosmetic differences may be visible and not affect the form fit and function of the product.**

PREVIOUS CUI DEVICES DETAIL / IMAGE	NEW CUI DEVICES DETAIL / IMAGE																																																						
 <p>Recommended PCB Layout Top View</p>	 <p>Recommended PCB Layout Top View</p>																																																						
<table border="1"> <thead> <tr> <th></th> <th>MATERIAL</th> <th>PLATING</th> </tr> </thead> <tbody> <tr> <td>center pin</td> <td>brass</td> <td>silver</td> </tr> <tr> <td>terminal 1</td> <td>brass</td> <td>silver</td> </tr> <tr> <td>terminal 2</td> <td>copper alloy</td> <td>silver</td> </tr> <tr> <td>terminal 3</td> <td>brass</td> <td>silver</td> </tr> <tr> <td>shield A</td> <td>brass</td> <td>nickel</td> </tr> <tr> <td>shield B</td> <td>stainless steel</td> <td></td> </tr> <tr> <td>mylar</td> <td>polymide</td> <td></td> </tr> <tr> <td>insulator</td> <td>PA10T</td> <td></td> </tr> </tbody> </table>		MATERIAL	PLATING	center pin	brass	silver	terminal 1	brass	silver	terminal 2	copper alloy	silver	terminal 3	brass	silver	shield A	brass	nickel	shield B	stainless steel		mylar	polymide		insulator	PA10T		<table border="1"> <thead> <tr> <th>DESCRIPTION</th> <th>MATERIAL</th> <th>PLATING/COLOR</th> </tr> </thead> <tbody> <tr> <td>center pin</td> <td>copper</td> <td>silver</td> </tr> <tr> <td>terminal 1</td> <td>copper</td> <td>silver</td> </tr> <tr> <td>terminal 2</td> <td>copper alloy</td> <td>silver</td> </tr> <tr> <td>terminal 3</td> <td>brass</td> <td>silver</td> </tr> <tr> <td>shield A</td> <td>brass</td> <td>nickel</td> </tr> <tr> <td>shield B</td> <td>stainless steel</td> <td></td> </tr> <tr> <td>mylar</td> <td>polymide</td> <td></td> </tr> <tr> <td>insulator</td> <td>PA10T (UL94V-0)</td> <td>black</td> </tr> </tbody> </table>	DESCRIPTION	MATERIAL	PLATING/COLOR	center pin	copper	silver	terminal 1	copper	silver	terminal 2	copper alloy	silver	terminal 3	brass	silver	shield A	brass	nickel	shield B	stainless steel		mylar	polymide		insulator	PA10T (UL94V-0)	black
	MATERIAL	PLATING																																																					
center pin	brass	silver																																																					
terminal 1	brass	silver																																																					
terminal 2	copper alloy	silver																																																					
terminal 3	brass	silver																																																					
shield A	brass	nickel																																																					
shield B	stainless steel																																																						
mylar	polymide																																																						
insulator	PA10T																																																						
DESCRIPTION	MATERIAL	PLATING/COLOR																																																					
center pin	copper	silver																																																					
terminal 1	copper	silver																																																					
terminal 2	copper alloy	silver																																																					
terminal 3	brass	silver																																																					
shield A	brass	nickel																																																					
shield B	stainless steel																																																						
mylar	polymide																																																						
insulator	PA10T (UL94V-0)	black																																																					
 <p>MATING PLUG Jack Insertion Depth 9.45 mm</p>	 <p>MATING PLUG Jack Insertion Depth 9.95 mm</p>																																																						

F-723-001

Revision: A

PREVIOUS CUI DEVICES DETAIL / IMAGE

SPECIFICATIONS

parameter	conditions/description	min	typ	max	units
rated input voltage			24		Vdc
rated input current			5.0		A
contact resistance	between terminal and mating plug between terminal in a closed circuit		30	100	mΩ
insulation resistance	at 500 Vdc between adjacent contacts	100			MΩ
voltage withstand	for 1 minute, 0.5 mA between adjacent contacts	500			Vac
insertion/withdrawal force		0.3		3	kg
operating temperature		-25		85	°C
life	at a rate of 24 cycles/minute			5,000	cycles
flammability rating	UL94V-0				
RoHS	yes				

SOLDERABILITY

parameter	conditions/description	min	typ	max	units
reel storage	at relative humidity $\leq 80\%$		40		°C
reflow soldering	see reflow profile	255	260	265	°C
drying conditioner	parts in reel bake at 40°C ±5°C for 72 hours parts removed from reel bake at 40°C ±5°C for 10 hours				

Note: 1. Heat reflow solder within 70 hours from opening vacuum desiccating at a temperature $\leq 50^{\circ}\text{C}$ @ 90% relative humidity $\leq 60\%$. 2. When ascending flow rate by 75% hours.

NEW CUI DEVICES DETAIL / IMAGE

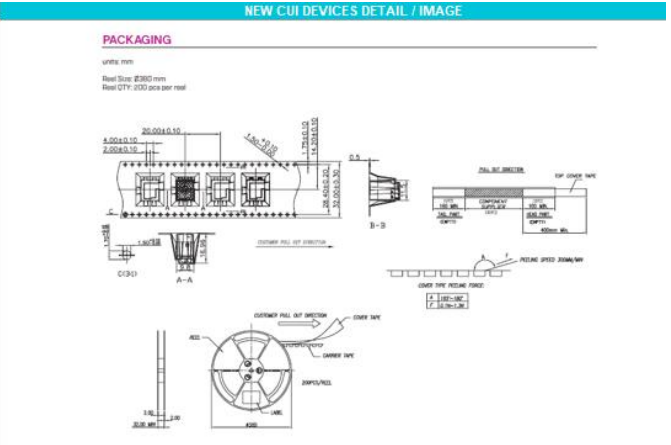
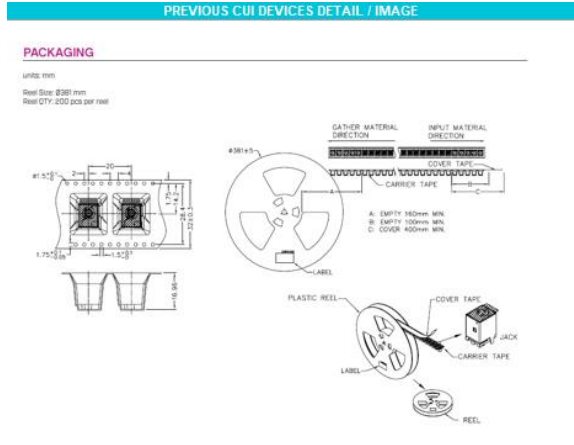
SPECIFICATIONS

parameter	conditions/description	min	typ	max	units
rated input voltage			24		Vdc
rated input current			5.0		A
contact resistance			30		mΩ
insulation resistance	at 500 Vdc	100			MΩ
voltage withstand	for 1 minute	500			Vac
insertion/withdrawal force		0.3		3	kg
operating temperature		-25		85	°C
life				5,000	cycles
flammability rating	UL94V-0				
RoHS	yes				

SOLDERABILITY

parameter	conditions/description	min	typ	max	units
wave soldering	dipped in solder pot for 5 ± 0.5 seconds	255	260	265	°C
reel storage	-5-25°C, 25-80% humidity reel opened; use within 1 month reel unopened; use within 8 months				
reflow soldering	see reflow profile	260	265	270	°C

Note: 1. CUI Devices recommends usage of the product within 2 hours after T80 is opened. After 8 hours, CUI Devices recommends drying the parts prior to use.





Affected Date Code: **03/22/2024**

Product Availability: *Pertaining to market availability*

PCN Approval:

Operations/Quality

A handwritten signature in black ink, appearing to read "Rosey Davis", written over a horizontal line.

Product Management

A handwritten signature in black ink, written over a horizontal line. The signature is partially obscured by a light gray rectangular box.