

Product Change Notice (PCN)

Date: **3/3/2023**

PCN Number: **PCN-0451090R-01**

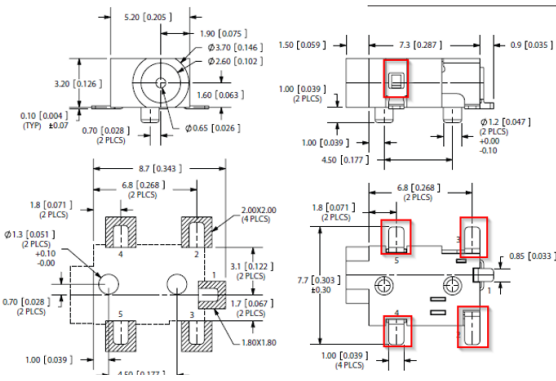
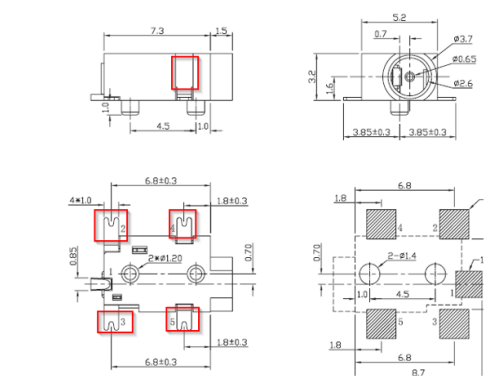
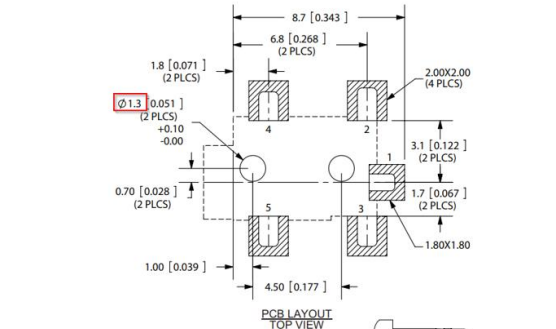
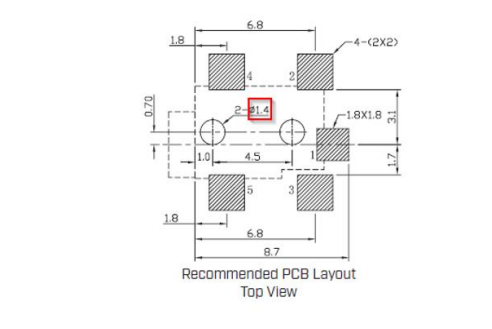
To Our Customers:

We appreciate your use of our products. Our commitment in maintaining and improving processes is demonstrated by plans to enhance our product quality, reliability, and manufacturability. The purpose of this notice is to inform you of a product change.

Product(s) Affected: PJ-042-SMT-TR

Reason(s) for Change: *Manufacturing process improvements*

Description of Change: mechanical, packaging, and soldering differences as shown below:

PREVIOUS CUI DEVICES DETAIL / IMAGE	NEW CUI DEVICES DETAIL / IMAGE
 <p>Previous detail drawings showing mechanical and soldering specifications. Dimensions include: 5.20 [0.205], 1.90 [0.075], 0.370 [0.146], 0.260 [0.102], 1.50 [0.059], 7.3 [0.287], 0.9 [0.035], 3.20 [0.126], 1.60 [0.063], 0.10 [0.004] (TYP) ±0.07, 0.70 [0.028] (2 PLCS), 0.65 [0.026], 1.00 [0.039], 1.00 [0.039], 4.50 [0.177], 1.8 [0.071] (2 PLCS), 6.8 [0.268] (2 PLCS), 2.00X2.00 (4 PLCS), 1.8 [0.071] (2 PLCS), 3.1 [0.122] (2 PLCS), 0.70 [0.028] (2 PLCS), 1.7 [0.067] (2 PLCS), 1.80X1.80, 1.00 [0.039], 4.50 [0.177], 1.8 [0.071] (2 PLCS), 6.8 [0.268] (2 PLCS), 7.7 [0.303] ±0.30, 0.85 [0.033], 1.00 [0.039] (4 PLCS).</p>	 <p>New detail drawings showing mechanical and soldering specifications. Dimensions include: 7.3, 1.5, 5.2, 0.7, 0.3, 1.5, 3.85±0.3, 3.85±0.3, 4x1.0, 6.8±0.3, 1.8±0.3, 1.8, 6.8, 0.7, 1.8, 6.8, 1.0, 4.5, 1.0, 1.8, 6.8, 8.7, 6.8±0.3, 1.8±0.3, 0.7, 1.8, 6.8, 8.7.</p>
 <p>Previous PCB LAYOUT TOP VIEW. Dimensions include: 8.7 [0.343], 1.8 [0.071] (2 PLCS), 6.8 [0.268] (2 PLCS), 2.00X2.00 (4 PLCS), 3.1 [0.122] (2 PLCS), 0.70 [0.028] (2 PLCS), 1.7 [0.067] (2 PLCS), 1.80X1.80, 1.00 [0.039], 4.50 [0.177].</p>	 <p>Recommended PCB Layout Top View. Dimensions include: 6.8, 1.8, 4-(2X2), 0.7, 1.0, 4.5, 1.0, 1.8, 6.8, 8.7, 1.7, 1.80X1.80, 3.1, 1.8, 6.8.</p>

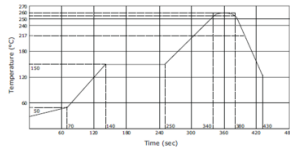
	MATERIAL	PLATING
center pin	brass	silver
terminal 1	brass	silver
terminal 2	copper alloy	silver
terminal 3	brass	silver
supports	brass	silver
stopper	stainless steel	
plastic	PA6T or equivalent	

DESCRIPTION	MATERIAL	PLATING/COLOR
center pin	H65 brass	silver
terminal 1	H65 brass	silver
terminal 2	bronze	silver
terminal 3	brass	silver
supports (4, 5)	brass	silver
stopper	brass	silver
housing	PA9T (UL94V-0)	black

SOLDERABILITY

parameter	conditions/Description	min	typ	max	units
reel storage	at relative humidity $\leq 60\%$		40		$^{\circ}\text{C}$
reflow soldering ¹	see reflow profile	255	260	265	$^{\circ}\text{C}$
drying conditions ²	parts in reel bake at $40^{\circ}\text{C} \pm 5^{\circ}\text{C}$ for 72 hours parts removed from reel bake at $40^{\circ}\text{C} \pm 5^{\circ}\text{C}$ for 10 hours				

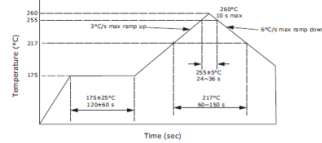
Note: 3. Must reflow solder within 72 hours from opening vacuum packaging at a temperature $\leq 100^{\circ}\text{C}$ & relative humidity $< 60\%$.
4. When exceeding floor life by > 12 hours.



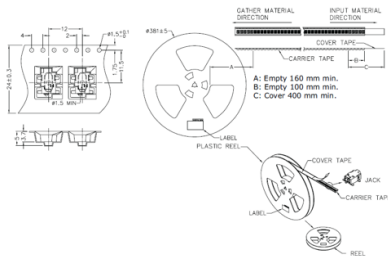
SOLDERABILITY

parameter	conditions/Description	min	typ	max	units
reel storage	reel opened & unused parts repacked within 2 hours: $\leq 30^{\circ}\text{C}$, $\leq 60\%$ humidity reel unopened, 1 year shelf life: $\leq 30^{\circ}\text{C}$, $\leq 65\%$ humidity				
reflow soldering	see reflow profile			260	$^{\circ}\text{C}$
drying conditions	parts removed from reel over 6 hours: bake at 40°C for 6 hours				

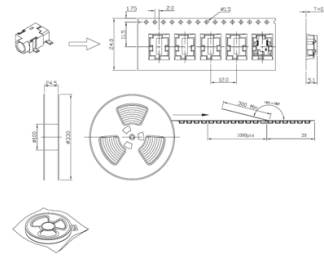
Note: 1. CU Devices recommends usage of the product within 2 hours after TR is opened. After 6 hours, CU Devices recommends drying the parts prior to use.



Reel Size Ø300 mm
Reel Qty: 1000 pcs per reel



Reel Size Ø300 mm
Reel Qty: 1000 pcs per reel



Affected Date Code: **2/23/23**

Product Availability: **Channel Availability Q2**

Additional Information:

PCN Approval:

F-723-001

Revision: A



Operations/Quality

Rae Adams

Product Management

RH
